

HeroQuest™

The Chronicles of Sir Ragnar

Q U E S T



B O O K

Volume II

Dealing with Death

Chapter I

Along the Corpse Road

Secrets in the Stone – Part I

The Stone was large, far too large. Around them lay many smaller, more suitable rocks but their client had insisted that this particular stone be used to make the arch's keystone. It had been shipped down river to them from the World's Edge Mountains at great expense. But it was too large. It would need cutting.

As the two men set to work on their task they began to wonder what the significance of this particular stone might be. There appeared to be nothing special about it, just another chunk of granite, much like the many other stones that lay around them. Carefully they used their chisels to make holes in the boulder where they wanted the stone to split. Then they pushed their pitching tools into the holes they had prepared, and finally together they brought their driving hammers down with all their strength. The stone split just as they had wanted...

...and then the whole world changed forever.

Quest Map Guide

The Quest map symbols are color-coded to help you guide the Heroes through these Quests. Here's what the various map symbol color mean.



Gold: This color is used to highlight traps that the Heroes can detect by searching.

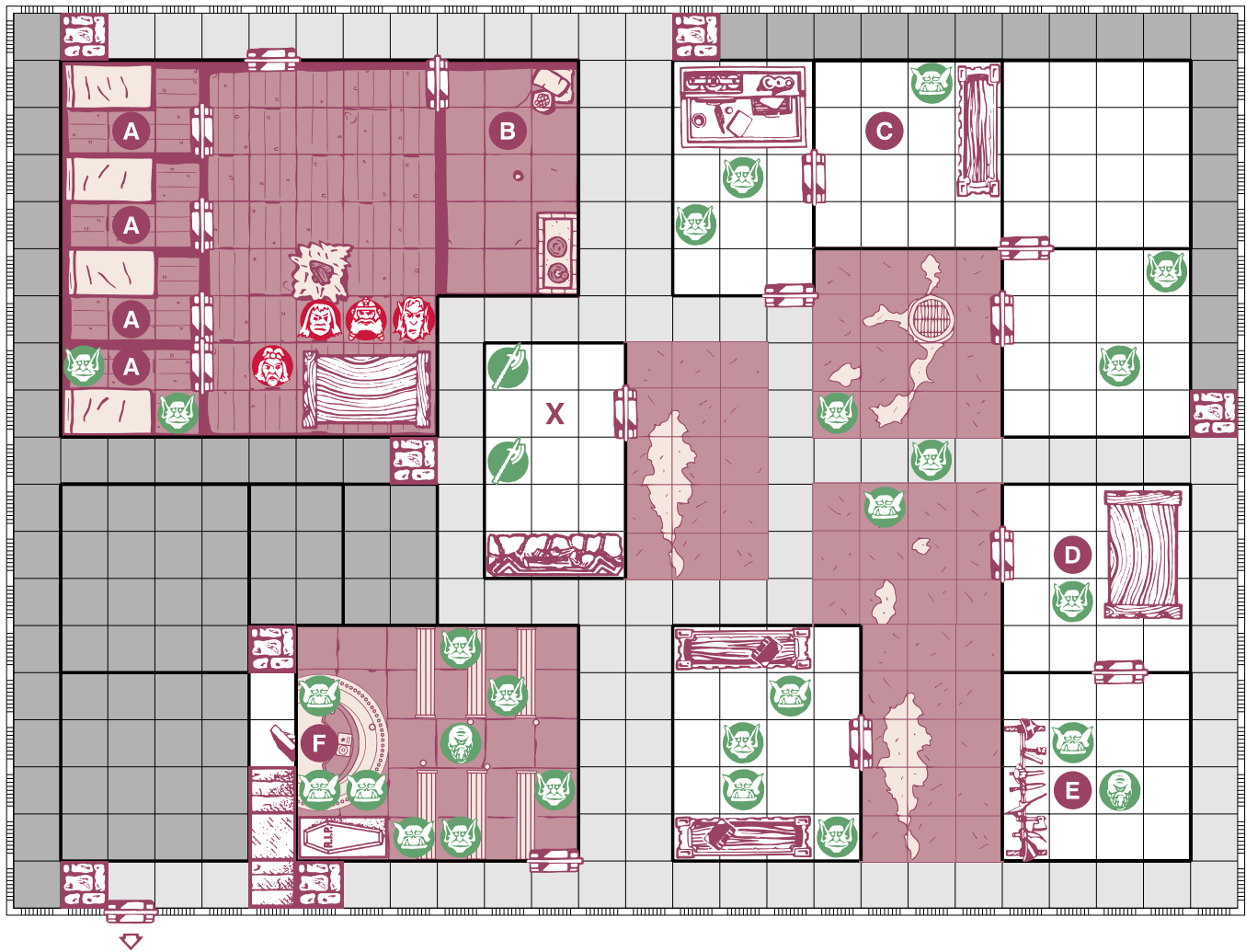


Light Green: This color is used to highlight traps and other hazards that the Heroes can neither see nor detect by searching.



Dark Green: This color is used to highlight monster symbols. See the Monster Chart for actual symbols.

In each Quest, notes prefaced with a capital letter correspond to a matching letter location on the Quest map.



Quest 1

The Final Journey

The Empire is in mourning. From the Sea of Claws in the North to the Black Mountains in the South black flags are flying as a sign of respect to the Empire's favorite son. Sir Ragnar is dead and the task of accompanying his body home has fallen to you.

I have arranged boarding for you in this small town on the edge of the Shuddering Forest. The mayor has arranged free lodgings for you at the town's Inn and the local priest has permitted you to leave Sir Ragnar in the Church overnight.

NOTES:

The Soldiers have left their equipment in their rooms and each carry only a shortsword. They all attack and defend with two combat dice only. The Wizard attacks with one combat die and defends with two. He also carries all four of the elemental spell sets from the original game system.

This Quest also uses the street tiles. Arrange them as shown on the map as soon as the Heroes can see them and explain that this is the town square and that all walls between these tiles and the corridor squares should be ignored.

A Goblins have broken into the Hero's room and stolen all of their equipment. Each of these rooms may only be searched for treasure once.

B The Kitchen. This cupboard contains 2 sharp kitchen knives. Any Hero using these knives may roll one combat die in attack. A Hero may throw these knives but if they do so they lose it.

C The Apothecary. The cupboard in this storeroom contains one Potion of Healing that will restore up to four lost Body Points.

D The Blacksmith's. The Blacksmith is hiding under the table. After the Goblin has been defeated he offers the Heroes anything of use they can find on the weapons rack in the next room.

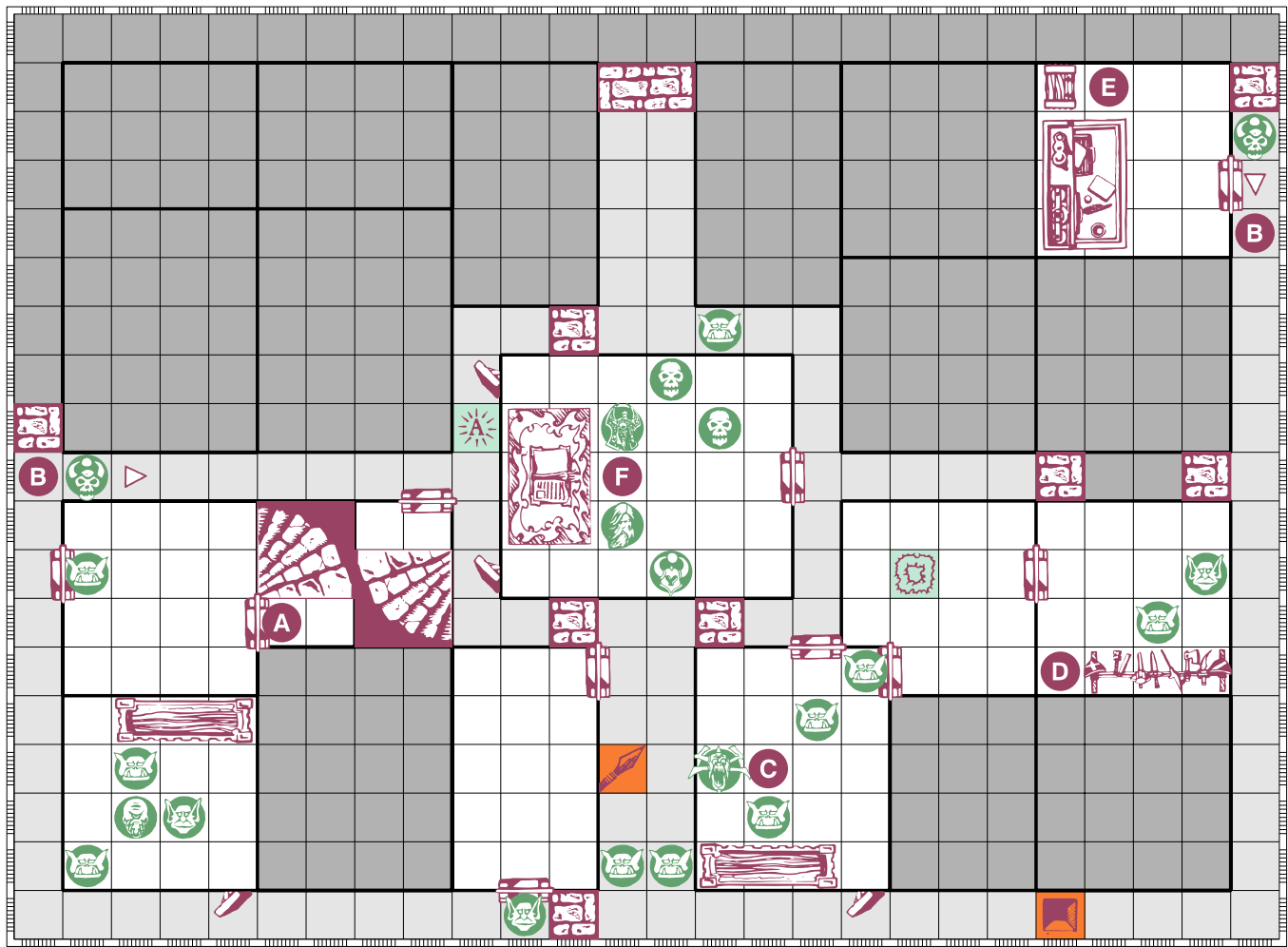
E Most of the weapons on this rack are unfinished. The first Hero to search this room may draw one random card from the Equipment Cards and keep it. Remove the Plate Armor, Chain Mail, Battle Axe, Halberd and Crossbow before the Hero draws this card.

F The Church. The 4 Orcs surrounding the tomb escape through the secret door on Zargon's first turn after the Heroes enter the church. They take Sir Ragnar's body with them. Remove them and the tomb from the board.

X This is the Mayor. He offers the Heroes 50 gold coins each if they can clear the town of monsters.



Wandering Monster in this Quest: Orc



Quest 2

At the Heart of the Swamp

You have followed the Orc's trail to an ancient crypt at the heart of the Graveyard Swamp. This is the home of Fanrax the

Malicious, a master of necromancy. I fear the worst for our fallen Hero. You must recover his corpse before it is too late.

NOTES:

- A** The Heroes begin at this stairway.
- B** These are magical statues of Chaos Sorcerers. At the beginning of each of Zargon's turns they will launch a fireball down the corridor in which they are standing, in the direction of the arrow. This fireball will inflict two points of Body damage on any player or monster in the corridor. They may roll two combat dice, reducing the damage by one for each shield rolled.
- C** This Gargoyle is made of stone and cannot move, attack or be harmed.
- D** The first Hero to search this room finds a random weapon on the weapons rack. Use the same rules for choosing a weapon as in room E of Quest 1.
- E** The first Hero to search this room for treasure will find an ancient Tome of Necromancy. This Tome is an Artifact and the player who finds it should take the appropriate Artifact Card. They also find one Potion of Healing that will restore up to four lost Body Points and a Potion of Speed. This will allow them to throw twice as many dice as normal the next time they move after drinking it.
- F** Read the following when the door to this room is opened.

"You have disturbed a meeting between Fanrax the Malicious and Reedle

Waller, a senior member of the Cult of Kalos"

On Zargon's first turn after this room has been revealed Fanrax will leave the room through the northern secret door and escape using the teleport trap. Reedle quickly gathers up some spell books from the sorcerer's table and then uses the southern secret door to flee to the stairway.

The Heroes may only exit the crypt by either the stairway or the teleport trap, not both. If one of the Heroes steps on the teleport trap before the door to the stairway has been opened then that Hero should be removed from the board and the remaining Heroes will find the door to the stairway locked. If the Heroes use this exit, continue on to Chapter II.

~OR~

When the door to the stairway is opened the teleport trap will be disabled and should not be revealed to the Heroes. If the Heroes use this exit, continue on to Chapter III.



Wandering Monster in this Quest: Orc

Chapter II

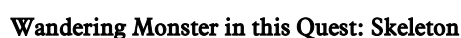
Reviving the Dead

Secrets in the Stone – Part II

Out of the stone fell a strange ornately decorated book. The cover was embossed with the image of a fanged skull. How could a book come to be inside the stone? The surface of the boulder had been nearly perfect. There was certainly no cracks or fissures that could have concealed this ancient tome.

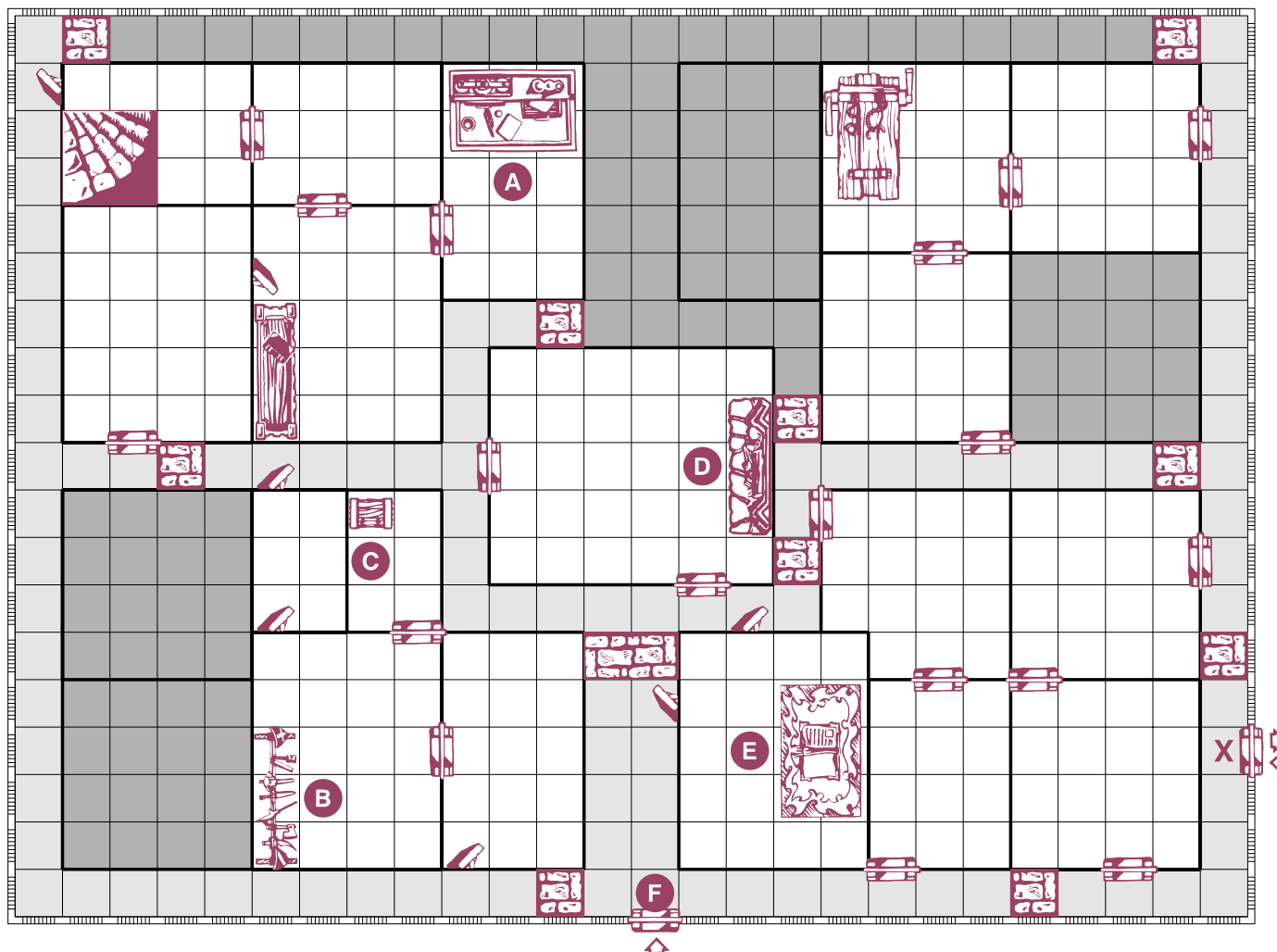
The older of the two, the father, stepped forward to inspect this strange artifact. He opened the leather cover, turned a few pages and began to read. At first the inscription on the pages was impossible to read. He had been lucky enough in his youth to learn to read but the letters formed on these pages were unlike anything he had ever seen before. But then the letters seemed to change before his eyes. It was as though the book wanted to be read, it was adapting to make sure it's message could be spread.

As the son looked on, he saw his father's face begin to crumble. His eyes went vacant and he collapsed to the floor in convulsions. The son knew he should act quickly. His father needed help. But the book had his attention. It wanted to be read and first he was going to read it.



NOTES continued:

The Heroes must discover both notes for the Tome of Necromancy before leaving this Quest. If they fail to do so then you should miss out the rest of the Quests in this chapter and continue on to Chapter III.



Quest 4

The Vaults

So Fanrax searches for the Chalice of Sentience. Many believe the Hinderroths, a family of great explorers, discovered the Chalice over 200 years ago and hid it in the labyrinthine vaults beneath their palace. The last of the Hinderroth family was slain by Orcs many years ago and their palace is now the site

of an on-going battle. I have had word from Kennaron, a Captain in the Empire's forces at the Palace, that they have secured an entrance to the vaults. You must venture inside and locate the Chalice before Fanrax.

NOTES:

- X** Fanrax enters the vaults through this door on Zargon's first turn. He is accompanied by two Skeletons
- A** Heroes searching this room will find a Potion of Healing on the alchemist bench that will restore up to 4 lost Body Points.
- B** This room is full of many ancient and antique weapons. The first Hero to search here finds the Artifact Goki's Armor and should take the appropriate Artifact Card. The rest of the weapons are of no use to the Heroes.
- C** The treasure chest contains 300 gold coins.
- D** The first Hero to search this room will find the Hinderroth Bow hanging above the fireplace. This is an Artifact and the player who finds it should take the appropriate Artifact Card.
- E** On the altar in this room is the Chalice of Sentience.

1. The first Hero to search this room will find the Chalice. It must be

returned to the spiral staircase to complete the Quest.

2. If the Chalice has not been found when Fanrax enters this room he will take the Chalice and cast an Escape Spell. Remove him from the board.
3. If the Hero carrying the Chalice dies any other Hero may pick the Chalice up as their action for that turn, it does not need to be searched for. If Fanrax is in the same room or corridor he will steal it at the beginning of Zargon's next turn and cast an escape spell. Remove him from the board.

This room will always be empty and no dice roll should be made for monsters.

- F** When the Chalice has been found this door opens and Orcs storm the vaults. The Heroes must run for their lives.

Roll 1d6 on your turn (and each future turn) to see how many monsters enter the vaults through this door. You may choose any Greenskin monster (Orc, Goblin or Fimir).



Wandering Monster in this Quest: Orc

NOTES continued:

Special Notes

Zargon's adventurers

In this Quest Zargon controls a group of adventurers who are also searching the vaults for the Chalice of Sentience. This group consists of Fanrax & 2 Skeletons.

Fanrax

MOVEMENT	ATTACK	DEFEND	BODY	MIND
2d6	4	6	5	7

Fanrax has all six Necromancer Spells. He may open doors and secret doors. He does not need to search for secret doors.

Skeletons

MOVEMENT	ATTACK	DEFEND	BODY	MIND
1d6	3	3	2	0

All Skeletons in this Quest have these stats. They may open doors.

Other Monsters

There are no monsters on the map for this Quest. When a door is first opened one combat die and 1d6 should be rolled to discover what type of monster & how many are inside the room.

The combat die decides what type of monster is inside the room.



Foe

Orcs if the Heroes opened the door.

Soldiers if Fanrax or a Skeleton entered the room.



Nothing



Friend

Soldiers if the Heroes opened the door.

Orcs if Fanrax or a Skeleton entered the room.

The 6 sided die determines how many monsters there are inside the room. The number rolled should be divided by 2 and rounded down.

Examples:

1. Sarymor opens a door and rolls a 3 and a black shield. He can then place 1 soldier in the room. He may now control that soldier on all his future turns.
2. A Skeleton opens a door and rolls a 5 and a skull. The Heroes must now place 2 soldiers inside the room and should move them at the end of Zargon's turn / before their turn.
3. Garmin opens a door and rolls a 6* and a white shield. The room is empty and no monsters should be placed on the board.
** The room will also be empty if a 1 is rolled on the 1d6*

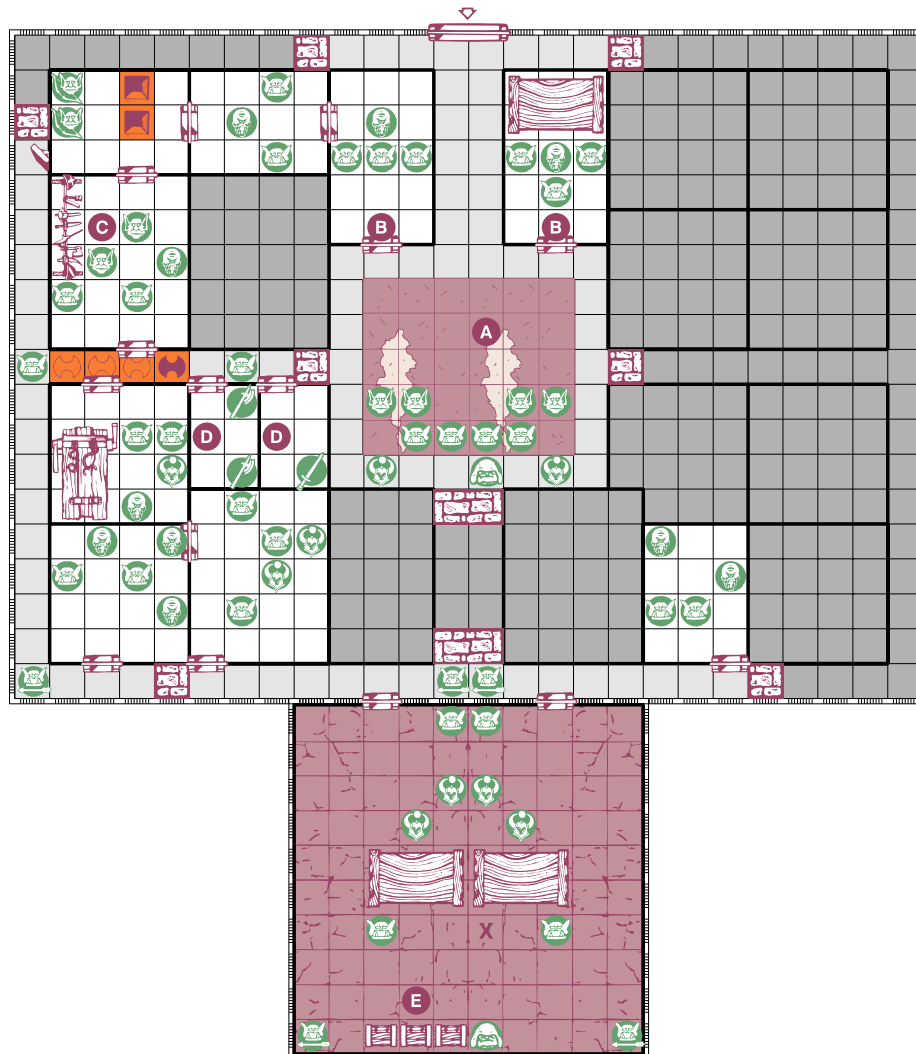
All soldiers found inside rooms should be controlled by the Hero that opened the door. They may move and attack during that Heroes turn and have the following stats. The soldiers may not attack diagonally or perform ranged attacks.

Soldiers

MOVEMENT	ATTACK	DEFEND	BODY	MIND
8	2	2	1	3

Completing this Quest

This Quest is a race between the Heroes and Fanrax to the Chalice of Sentience. If the Heroes win this race and leave the vaults with the Chalice you should continue on to the next Quest in this chapter. If Fanrax is successful and leaves the Quest with the Chalice you should play through the next Quest (The Battle of Hinderorth Palace) and then continue on to Chapter V.



Quest 5

The Battle of Hinderoth Palace

Greenskin reinforcements have arrived at the Palace and the Empire's army is quickly being overrun. Kennaron's plan is to go on the offensive, seeking out the Fimir Warlord, Granje. He

hopes that when the Warlord dies, his army will scatter. The palace is surrounded, there is no escape. You have no choice but to join Kennaron and hope his plan works.

NOTES:

Some of the Orcs in this Quest are armed with crossbows and may attack any Hero they can see that is not adjacent to them with 3 combat dice. Some of the Goblins are armed with shortbows and may attack any Hero they can see that is not adjacent to them with 2 combat dice.

- A** The center room on the board and the surrounding corridors represent the Palace Courtyard. Use the 2 town squares from to cover the center room & ignore the walls between these tiles and the corridors. The Ogres in this Quest have the following stats:

Ogre

MOVEMENT	ATTACK	DEFEND	BODY	MIND
6	5	5	4	1

- B** These monsters are waiting to ambush the Heroes. Zargon should open any closed door marked B at the beginning of his first turn after any other door marked B is opened.

- C** The first Hero to search this room may choose any one weapon from the

Armory. The rest of the weapons on this rack are weapons for the prisoners – see note D.

- D** These soldiers are being held captive by the Orcs. They are unarmed and once freed they must move to room B to get weapons before they can join the battle.

- E** These treasure chests are marked with the seal of the Cult of Kalos. Each chest contains 200 gold coins.

- X** This is Granje, the Fimir Warlord. He knows the Chaos Spell rust.

When the Heroes slay Granje the Orcs will panic and flee the battle and the Quest is over.

Granje

MOVEMENT	ATTACK	DEFEND	BODY	MIND
8	3	4	4	5



Wandering Monster in this Quest: Orc

NOTES continued:

Special Rules

Each Hero begins this Quest with two soldiers. These soldiers are used in exactly the same way as the Men-at-Arms that feature in the HeroQuest expansion packs. The Heroes do not have to pay to hire Men-at-Arms.

The soldiers all have the following stats and may not attack diagonally or perform ranged attacks.

Soldiers				
MOVEMENT	ATTACK	DEFEND	BODY	MIND
8	2	2	1	3

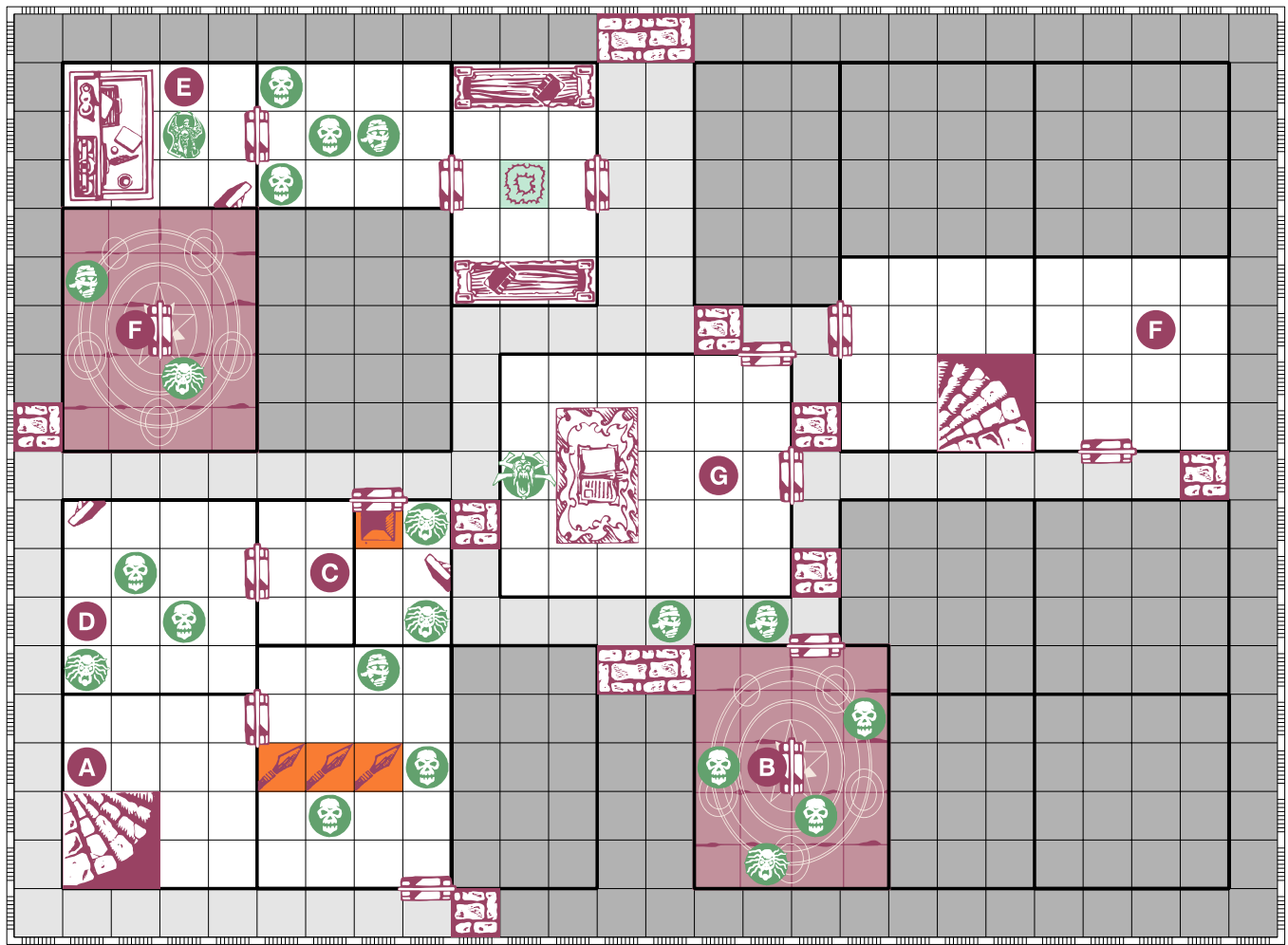
The Heroes are also accompanied by the soldiers' Captain, Kennaron. He should be controlled by the Wizard and is used in the same way as a normal Man-at-Arms.

Kennaron				
MOVEMENT	ATTACK	DEFEND	BODY	MIND
2d6	3	4	3	3

Kennaron has a positive effect on all the soldiers in his presence. Any soldier who has direct Line of Sight to Kennaron may roll one extra combat die in attack and defense.

Completing this Quest

This Quest is complete once the Heroes have defeated Granje and the other monsters in the final room. If the Heroes do not have the Chalice of Sentience you should now skip ahead to Chapter V.



Quest 6

A Troubled Cure for a Troubled Mind

I must confess that I do not agree with what you are about to do! Sir Ragnar should be allowed to rest in peace, but his body has already been returned to life and the Emperor has ordered

that every attempt should be made to rescue Sir Ragnar from his existence as one of the walking dead.

NOTES:

All Skeletons in this Quest are special creations of Fanrax himself. Their stats are:

MOVEMENT	ATTACK	DEFEND	BODY	MIND
8	3	3	1	0

A The Heroes begin this Quest on the spiral staircase.

B Place an open door in the center of this room.

Tome of Necromancy

A chapter on opening magic portals can be read in this room. This will activate the portal in the center of the room. Replace the open door with the magic portal. Any Hero moving through this portal will be teleported to the room marked C.

C The first Hero to search this room will find a small lever hidden behind a loose stone in the wall. This lever opens the secret door in room D. This is the only way to open this secret door.

D The Zombie in this room is Sir Ragnar. He is surrounded by a magical barrier

and cannot move. Any Hero who attempts to attack him will lose 1 Body Point when he touches the barrier.

E Fanrax has the same stats and spells as in Quest 4. When he is defeated he vanishes in a cloud of black smoke. A healing potion and the spell scroll summon zombie is found on the alchemists bench.

Tome of Necromancy

To successfully use the Chalice of Sentience a healing potion must first be blessed on the altar at the Temple of Lost Souls.

F Place an open door in the center of the room. The runes around the portal read:

"There is no way back from the Temple of Lost Souls."

Tome of Necromancy

A chapter on opening magic portals can be read in this room. This activates the portal in the center of the room. Replace the open door with the magic portal. Any Hero moving through this portal will be teleported to the 2nd room marked F.



Wandering Monster in this Quest: Skeleton

NOTES continued:



The Gargoyle is a statue of the god. It will come to life and attack immediately as soon as a Hero searches this room for treasure, traps or secret doors.

Tome of Necromancy

A chapter of the ritual of blessing potions can be read here. If the Heroes have a Potion of Healing it will now be ready for Sir Ragnar.

Completing this Quest

To successfully complete this Quest the Heroes must use the Tome of Necromancy to bless a healing potion in the Temple of Lost Souls. Sir Ragnar should then be forced to drink the potion. The Heroes must use the 'Summon Zombie' scroll to summon the Sir Ragnar Zombie to the temple. Note that before he has drunk the potion Sir Ragnar is a Zombie and can move and attack like any other monster once he is free from his magical cell. After completing this Quest you should continue on to Chapter V even if the Heroes have failed to resurrect Sir Ragnar.

Chapter III

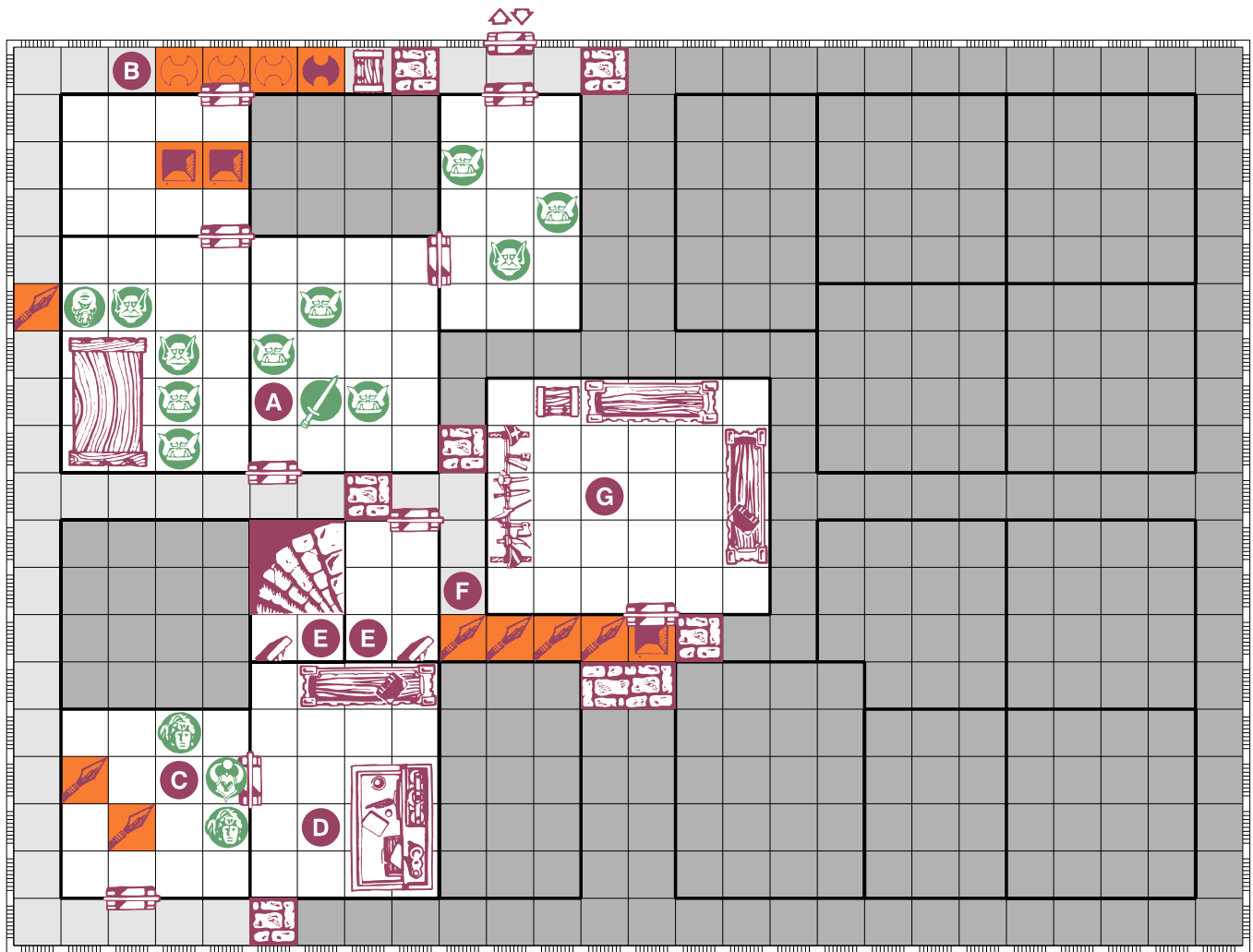
The Cult of Kalos

Secrets in the Stone – Part III

Out of the stone fell a strange ornately decorated book. The cover was embossed with the image of a fanged skull. How could a book come to be inside the stone? The surface of the boulder had been nearly perfect. There was certainly no cracks or fissures that could have concealed this ancient tome.

The older of the two, the father, stepped forward to inspect this strange artifact. He opened the leather cover, turned a few pages and began to read. At first the inscription on the pages was impossible to read. He had been lucky enough in his youth to learn to read but the letters formed on these pages were unlike anything he had ever seen before. But then the letters seemed to change before his eyes. It was as though the book wanted to be read, it was adapting to make sure it's message could be spread.

As the son looked on, he saw his father's face begin to crumble. His eyes went vacant and he collapsed to the floor in convulsions. The son knew he should act quickly. His father needed help. But the book had his attention. It wanted to be read and first he was going to read it.



Quest 7 Reedle's Study

The figure you followed out of Fanrax's crypt is Reedle Waller, one of the most senior members of the Cult of Kalos. Members of this cult are fanatical followers of the evil Witch Lord and although he was defeated long ago, they believe that one day he will return. The Emperor, and his advisors, believe the Cult

to be irrelevant, however Loretome has shown me that they should be taken more seriously.

Follow Reedle to his study, we need more information on the Cult's plans.

NOTES:

- A** The Swordsman is one of Reedle's personal bodyguards. However, if all of the Orcs in this room are killed, or if he is killed, he will reveal that he is actually a spy. His final words should be read out to the Heroes.

"The written word hides the path to many treasures"

Bodyguard

MOVEMENT	ATTACK	DEFEND	BODY	MIND
6	3	4	2	4

- B** The treasure chest contains 25 gold coins.
- C** In this room there are two cultist, they have the following stats:

Cultist

MOVEMENT	ATTACK	DEFEND	BODY	MIND
7	3	2	2	4

- D** The first Hero to search this room for treasure will find Reedle's diary on the alchemist table. This contains details of many of the cult's plan and will be of great interest to Mentor.
- E** The first Hero to search this room for secret doors will find a lever hidden in a small recess in the wall. This moves the bookcase in Reedle's Study (room D) left or right one square, depending on its current position. This lever may be activated as many times as is necessary as the action in a Heroes turn.
- F** The spear traps in this corridor cannot be found by searching and should only be set off when a Hero moves on to the pit trap to disarm it. Any Hero stood on one of these squares when this happens will receive the normal damage.



Wandering Monster in this Quest: Orc

NOTES continued:



When searching for treasure each Hero may choose to search 1 item of furniture in this room. Each piece of furniture may only be searched once.

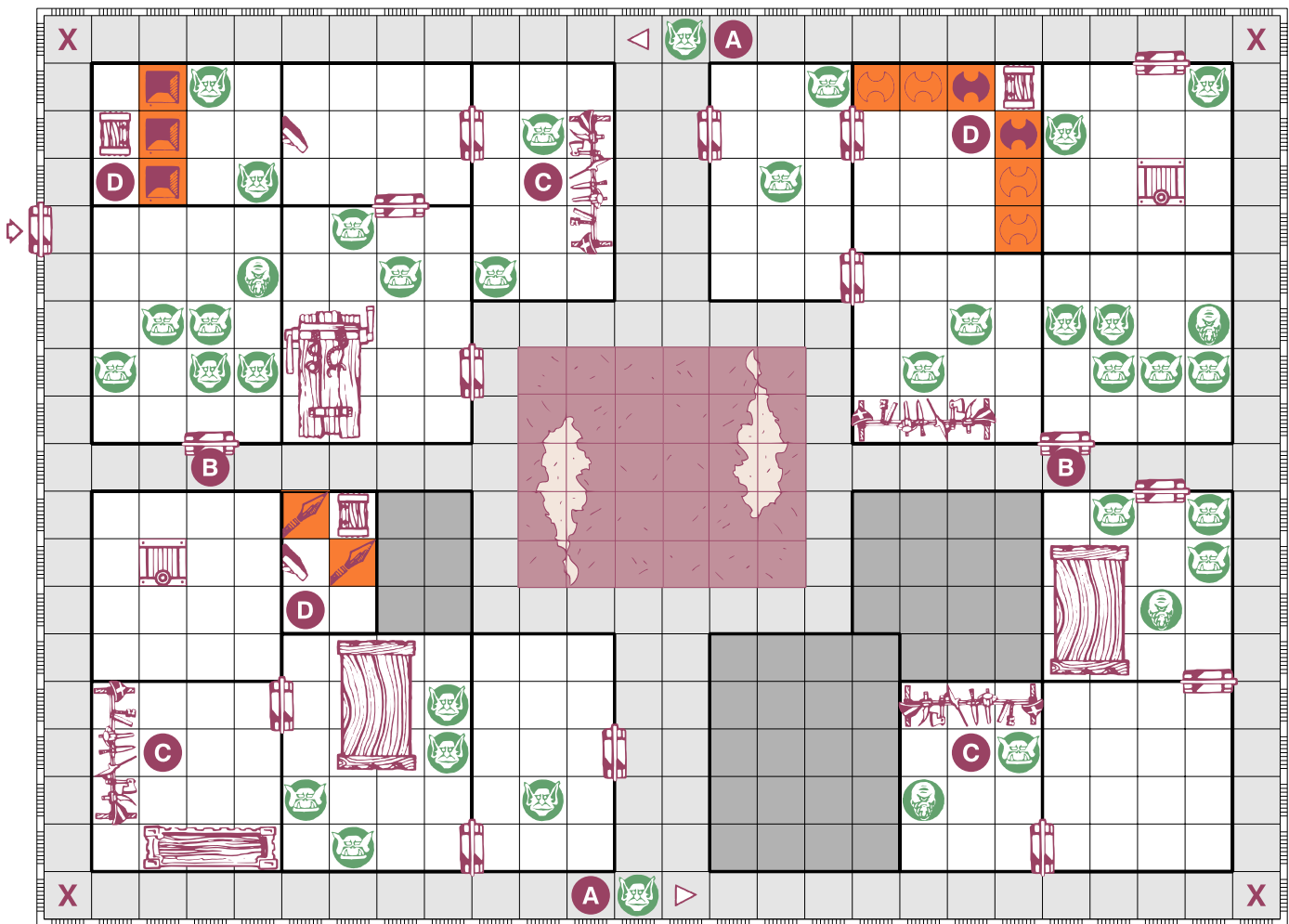
If they search the weapons rack they may choose one random card from the Equipment Cards.

If they choose to search the treasure chest they should roll 1d6 & 1 combat die.

1. If they roll a skull they will find 5x the number rolled on the d6 in gold coins.
2. If they roll a white shield they will find 15x the number rolled on the d6 in gold coins.
3. If they roll a black shield they will find 50x the number rolled on the d6 in gold coins.

The cupboard contains the Artifact, Goki's Armor. The Hero should take the Artifact Card for this armor.

The bookcase contains 12 spell scrolls that are the same as the 12 spells from the elemental spell sets (Earth, Fire, Wind, and Water). The Hero may choose one, this may be kept until used (multiple Quests).



Quest 8

Preparing for Battle

The Fimir, Granje, is gathering a Greenskin army in an abandoned town at the edge of the Graveyard Swamp. His orders are to march on the Palace of Hinderorth and reinforce the Chaos army there. There is no time to wait for reinforcements from the Empire, but there may be a way to

delay this army. The papers you stole from Reedle's study indicate that the Cult of Kalos is funding this army, supplying Granje with the gold he needs to equip his army. Break into the town, destroy the weapons and loot as much of the gold as you can carry.

NOTES:

Place the two Goblins marked A on the board when the iron door is first opened and read note A to the players. The corridor squares and the center room are all considered outside squares for this Quest.

- A** These Goblins are patrolling the perimeter of the town. On each of Zargon's turns they move their maximum movement in the direction indicated by the arrow. When they reach an X they should stop and wait there for one turn before continuing on their next go. If at any time they can see one of the Heroes they will raise the alarm. When this happens open the doors marked B and play resumes with Zargon's turn.
- B** These doors are locked and cannot be opened.
- C** The first Hero to search any of these rooms may choose one weapon from the Armory. They then destroy the weapons rack. Remove the weapons rack from the board.
- D** These treasure chests cannot be opened. The first Hero to search for treasure

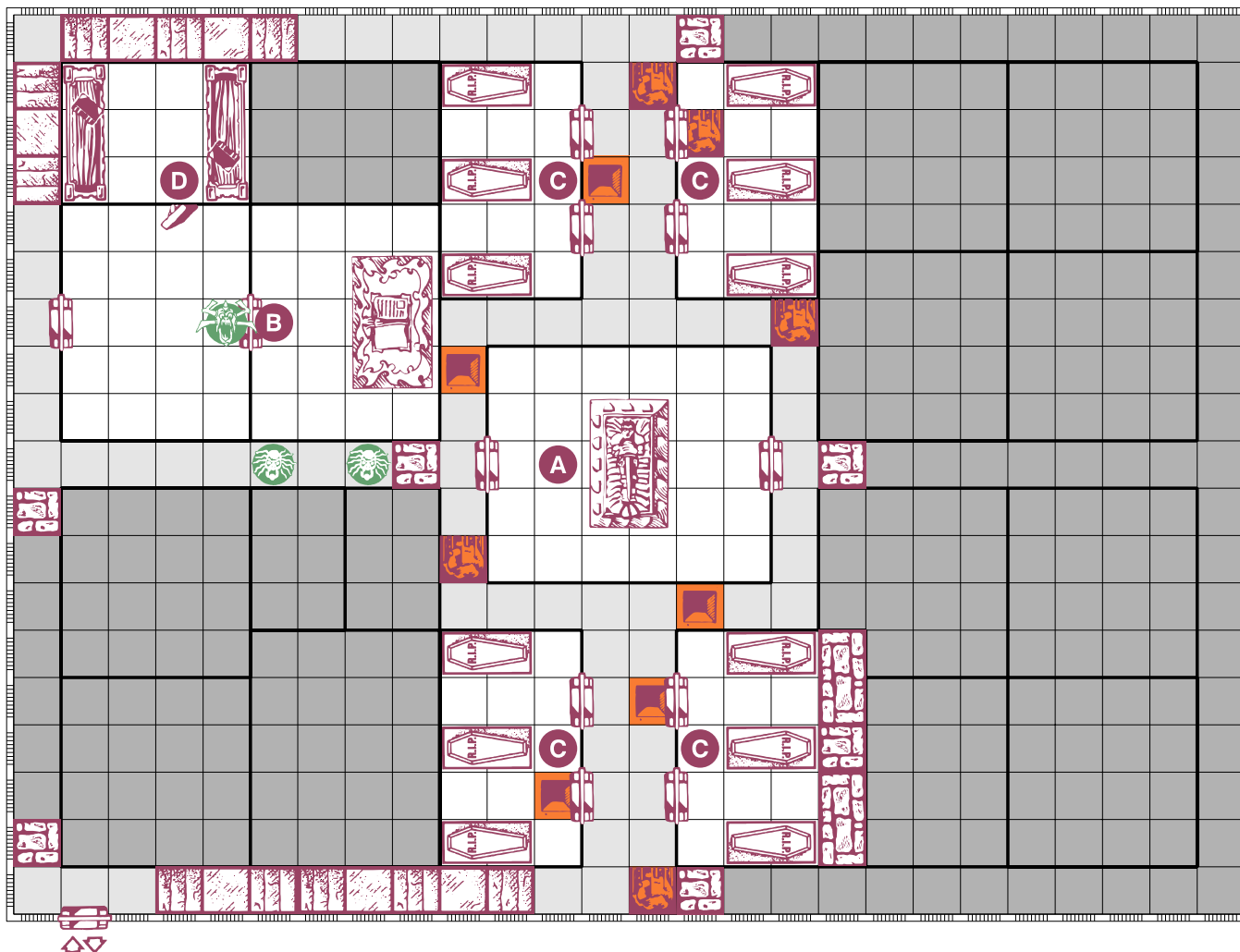
in this room should take the treasure chest and place it on their character card. They are now carrying the treasure. When carrying a treasure chest a Hero may only roll 1d6 for movement. A Hero carrying a treasure chest may not attack or defend. Each Hero may only carry one treasure chest.

A treasure chest can be put down at any time but if it is put down in a square that is outside it is immediately lost and may not be picked up again. A treasure chest is also lost if a Hero moves outside without picking up a treasure chest he was previously carrying.

Any Hero that manages to leave the Quest with a treasure chest is rewarded with 50 gold coins.



Wandering Monster in this Quest: Orc



Quest 9

Kasarin's Tomb

It seems the Cult have quietly set about gathering many ancient artifacts associated with the Witch Lord. Defeating Granje and delaying his army was most important as the Labyrinthine vaults under the Palace of Hinderoth contain many ancient treasures that we cannot allow the Cult to obtain. They are also searching for the "Roll Call of the Damned". This

list contains the names of the Witch Lords most loyal warriors and could be used to raise his Undead army. It was entrusted to Kasarin, who fled when the Witch Lord was defeated and now rests in his tomb, awaiting his masters return. Many have searched for the Roll Call of the Damned but none have been successful. I suggest you begin your search inside his tomb.

NOTES:

All doors should be open when placed on the board.

- A** This is Kasarin's tomb. Any Hero searching this room for treasure or traps will disturb the tomb and Kasarin will rise up to deal with the intruders. Use the Chaos Sorcerer to represent Kasarin and place him on any available square next to the tomb. He may move and attack immediately in the same way as a wandering monster. Kasarin also knows the following Chaos spells: Fear, Command and Summon Undead.

Kasarin

MOVEMENT	ATTACK	DEFEND	BODY	MIND
7	5	5	7	4

Tome of Necromancy

The Tome of Necromancy can be used in this room to seal Kasarin's Tomb. If

he is still inside he should not be used in this Quest and any Hero searching for treasure should draw a card from the Treasure deck as normal.

- B** The Roll Call of the Damned is on the Sorcerer's desk. The Gargoyle blocking the doorway appears to be made of stone. It will spring to life and immediately attack when the Roll Call of the Damned is removed from room B.
- C** If the Heroes reach the central, square corridor with the Roll Call of the Damned the tombs in these rooms will open. Zargon may place two Skeletons and 1 Chaos Warrior in each of these rooms. The Chaos Warriors represent Undead Warriors who have the following stats.

Undead Warrior's

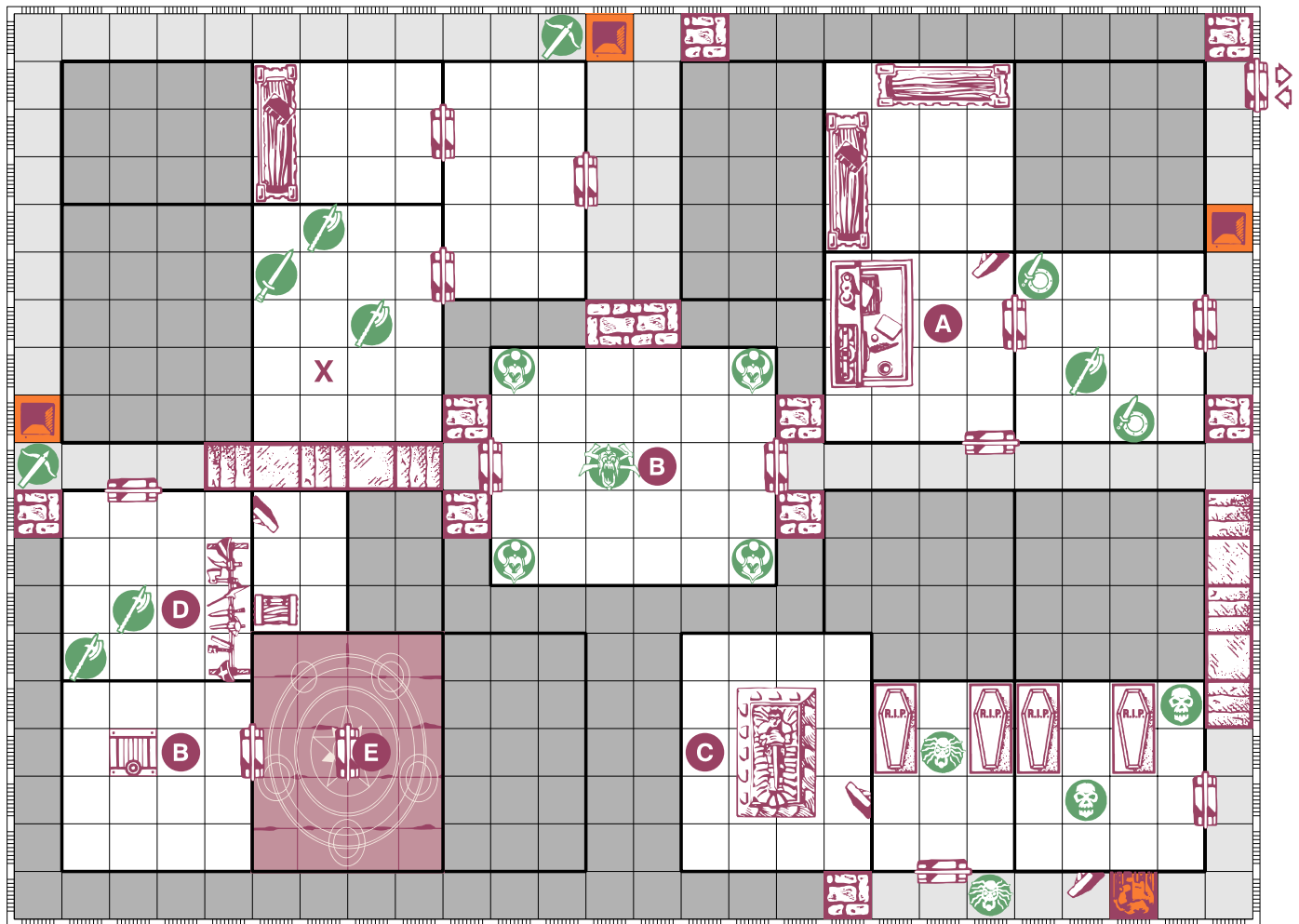
MOVEMENT	ATTACK	DEFEND	BODY	MIND
6	3	4	1	0



Wandering Monster in this Quest: Zombie

NOTES continued:

- D** This room should only be used if the Heroes arrive in the Gargoyle's room without both of the spells "Veil of Mist" & "Pass through Rock". The bookcases hold replacement Spell Scrolls for these two spells. If the Wizard already has both of these spells this room and secret door may be ignored.



Quest 10

Tyrell-Kesch

The Cult of Kalos have sent the sorcerer, Fengellen, to the ancient fortress of Tyrell-Kesch. This fortress was once the home of the legendary Kahniliach, a mighty warlord who terrorized the land for well over a thousand years. Fengellen's

task is to find the secret of the Kahniliach's extraordinary long life. The Cult must not be allowed to discover this secret. Find Fengellen and eliminate him.

NOTES:

The Men-At-Arms icons in this Quest represent Elite Fanatics. These warriors have devoted their life to the Cult of Kalos and are expert fighters. The Elite Fanatics defend in a special way. If they roll at least one black shield when defending they defend successfully and remain unharmed.

They have the following stats:

Scout

MOVEMENT	ATTACK	DEFEND	BODY	MIND
9	2	3	1	2

Crossbowman

MOVEMENT	ATTACK	DEFEND	BODY	MIND
6	2*	3	1	2

*May be ranged

Halberdier

MOVEMENT	ATTACK	DEFEND	BODY	MIND
6	3*	3	1	2

*May be diagonal.

- A** There is one Potion of Healing on the alchemist's bench. It will restore 4 lost Body Points.
- B** The Gargoyle and Chaos Warriors in this room are stone statues. They cannot move or be destroyed while they are still in this form.

Tome of Necromancy

An Ancient incantation can be found in the Tome of Necromancy that will bring the statues in this room to life. They can now move, attack and defend on Zargon's next turn as normal. When the Gargoyle moves (or is defeated) a trapdoor should be placed on this square. This trapdoor links with the 2nd trapdoor marked B.



Wandering Monster in this Quest: Halberdier

NOTES continued:

C This is the tomb of the Kahniliach. The inscription on the tomb indicates that the Kahniliach came from a long line of ancient stone masons but he abandoned the family trade after discovering a dark secret. He then went on to create one of the most powerful empires in history.

The stone carving on top of the tomb holds the Artifact, Az-a-Karazdum. The first Hero to search this room should take the Artifact Card for this weapon.

D The weapons on this rack are all of poor quality and are no use to the Heroes.

E Place an open door in the center of the room.

Tome of Necromancy
A chapter on opening magic portals can be read in this room. This will activate the portal in the centre of the room. Replace the open door with the magic portal. This portal is an alternative exit from the Quest.

X This is Fengellan. He knows the following Chaos Spells: Tempest, Rust and Firestorm. Use any suitable wizard figure to represent him.

Fengellan				
MOVEMENT	ATTACK	DEFEND	BODY	MIND
8	3	3	4	7

The Swordsman in this room is Fengellen's personal bodyguard. He needs to only roll one black shield in defense to successfully fend off any number of skulls rolled against him.

Fengellan's Bodyguard				
MOVEMENT	ATTACK	DEFEND	BODY	MIND
5	4	5	3	2

Completing this Quest

If the Heroes leave this Quest through the portal in Room E, continue on to Chapter IV.

~OR~

If the Heroes leave this Quest through the door on the edge of the board, continue on to Chapter V.

Chapter IV

From what Myths are made

The Legend of the Kahniliach

When first they saw the shadow of the Red Phoenix horde blackening the horizon, the Caerpithians rode out to meet them in battle on the plain of Antiluch. They formed a battle line from one end to the other and prepared themselves for the battle that would ultimately decide the fate of Caerpithia.

But then the horde's ranks parted and a colossal warrior stepped forward, a wall of black armor twice as tall as a man, a broad battle axe the size of a tree lain across his folded arms like a personal pet. He offered the Caerpithians a challenge: if their greatest hero could beat him in single combat, his army would give them until the following morning to flee their city.

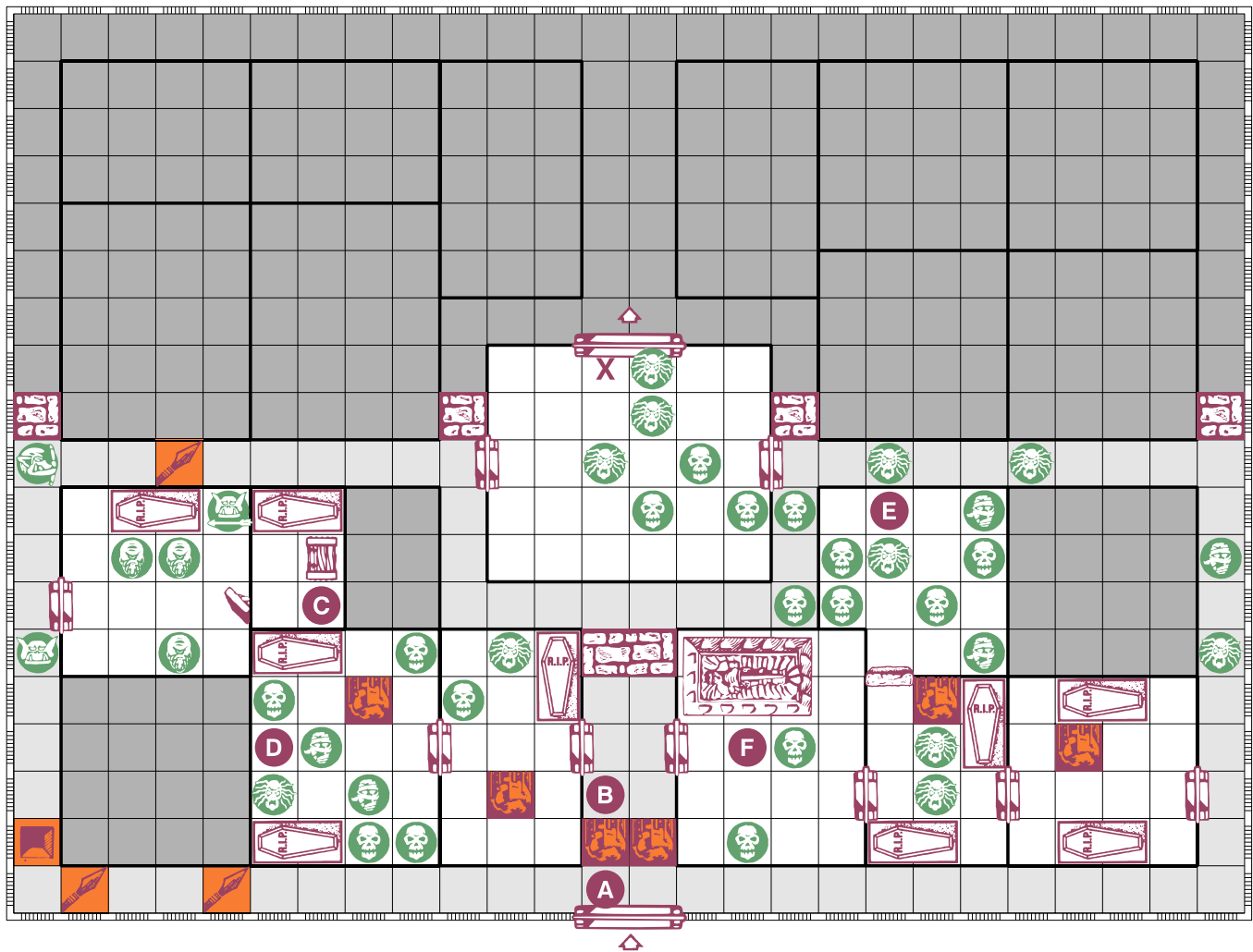
There was a murmur or two among the Caerpithian soldiers, but not a one stepped forward. Just as it seemed that no one was brave enough to meet the challenge, a grey-haired veteran pikeman appeared – nearing his 6th decade of service – and casually accepted, ending their brief duel with a single deadly thrust to the titan's heart. But to the Caerpithians' astonishment, the titan was unfazed by what should have been a deathblow - he simply laughed, pulled the spear out of his chest and tossed it back into the pikeman's hands. Then he spoke in a soft, rumbling voice like a waking volcano. "Old man, what is your name?"

The pikeman did not waver as he said, "Hrothgar, Sir."

The titan said, "For your bravery I will grant you immortality. Today your body dies at my hands, but the name Hrothgar shall live forever as the only Caerpithian brave enough to fight the Red Phoenix horde. The slow, painful deaths of these cowards behind you will be swiftly forgotten."

Thus began the legend of the Kahniliach.

- A traditional fable of the Empire



Quest 11

The Ferryman

How unfortunate that you discovered the darkest secret of Tyrell-Kesch. Maybe now you understand better the truth

behind the Legend of the Kahniliach? If not, you certainly will before we meet again. That is, if we ever meet again...

NOTES:

The dark area at the top of the board represents a wide river.

All monsters in this chapter should be considered as Undead.

- A** Carved above the entrance door is the message "Abandon all hope, ye who enter here".
- B** Both of these falling block traps will collapse if either one of them is triggered, even if one of them has been disarmed.
- C** The Fimir have been stealing from the dead on this side of the river for many years. Two Obols are hidden in the treasure chest that can be used to pay the Ferryman.
- D** The Zombie in this room is carrying one Obol that can be used to pay the Ferryman.
- E** The Zombie in this room is carrying one Obol that can be used to pay the Ferryman.
- F** This Skeleton is wearing the Headband of Volition. The Hero that defeats this Skeleton may claim this Artifact. They should take the appropriate

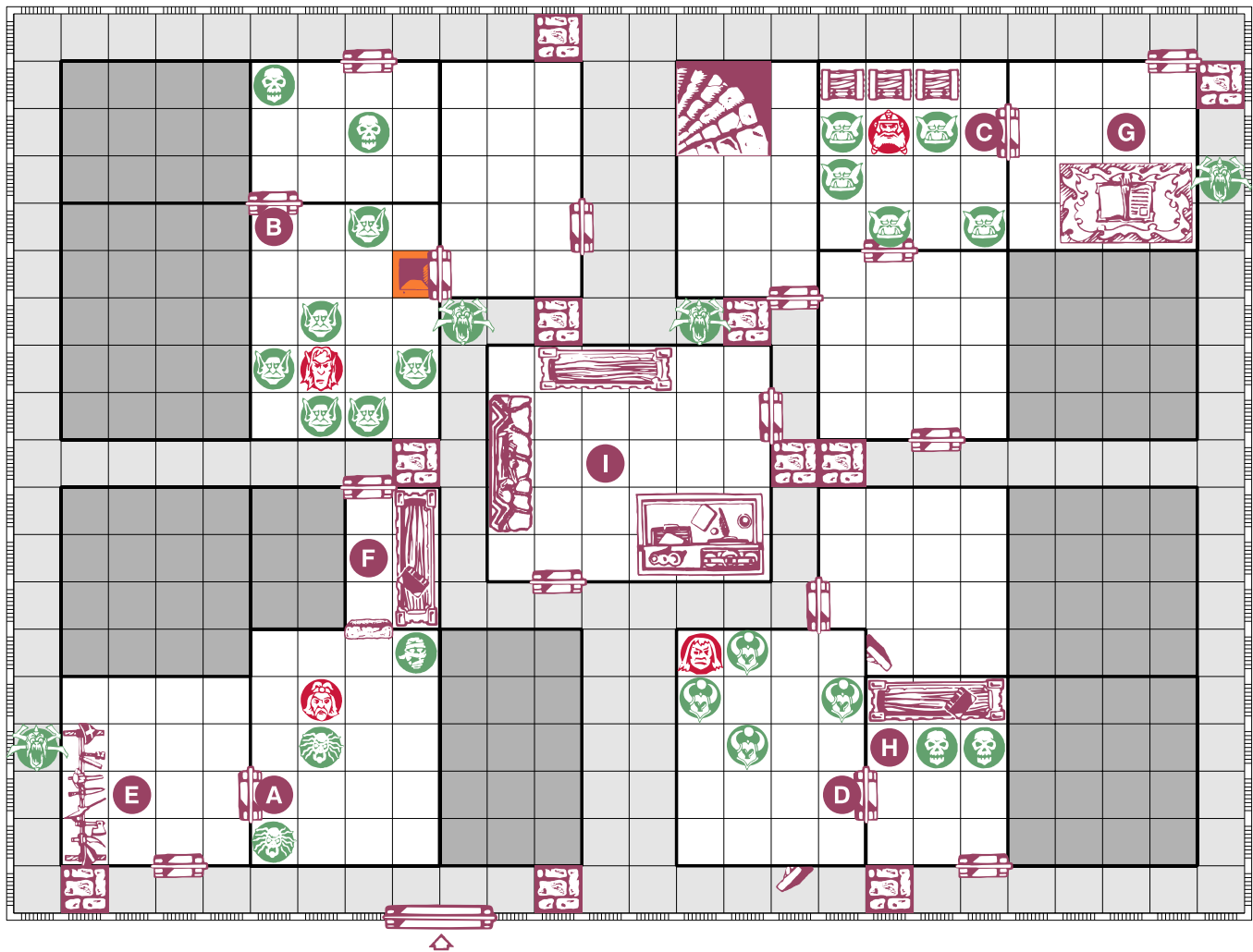
Artifact Card.

- X** This is the Ferryman. He guards the exit to this Quest, which represents a small jetty out into the river. He will carry anyone across the river in exchange for an Obol. He will not accept the Heroes gold as it is "not meant for him".

The Ferryman may not be attacked and no Hero may pass through the exit door without first paying the Ferryman.



Wandering Monster in this Quest: Zombie



Quest 12

Familiar Faces

The Ferryman has delivered you to the citadel across the marshy river. You are far beyond the realms of my influence and there is little I can do to help you here. You must keep

moving forward. All hope is not lost as long as you still carry the Tome.

NOTES:

The following notes apply to all of these rooms/doors marked A, B, C and D.

These rooms represent each fallen Hero's personal hell. It is their fate that they should fight the monsters in their room for all eternity...

The marked doors should be removed once the Heroes have entered the room. Any Hero who has entered a room through one of these doors should not be allowed to use it to exit the room again, even if there are other Heroes still outside the room (remove the door if they attempt to do this and then replace it once their turn is over).

Each of these rooms contains a 'fallen Hero'. They may move and attack after all four of the players have taken their turn and before Zargon's turn. The players must nominate one player to control the Fallen Hero in each room.

If the Fallen Hero's Body Points are reduced to 0 remove all remaining monsters and the fallen Hero from the room. Zargon should now miss his next turn. On his subsequent turn the room should be reset. All the monsters on the Quest Map and the Fallen Hero should be placed back on the board in any available space in that room, their initial HP will be restored and the Wizard and Elf should have all of their spells returned to them. If all of the monsters are defeated Zargon should miss one turn before resetting the room

in the same way except the Fallen Heroes Body Points will not be restored. Open doors should not be closed when a room is reset.

The monsters in these rooms cannot leave the room and they will only attack Heroes that are inside their room.

A Telor: The Wizard's Hell

If Telor survives the monsters he will speak to the Heroes.

"Thank you for your help but I fear your efforts have been in vain. I have fought with those foul beasts for more years than I could possibly count. Sometimes I have won and sometimes..."

"If only Rogar were here. He would have moved that stone door with ease, even Durgin or Ladril may have succeeded where I continue to fail, but it is too heavy for me. Ah, my fellow adventurers. I fear for their sanity if they have suffered the same fate as me."

Resetting the room.

If Telor attempts to leave the room the stone doorway should close. It can be



Wandering Monster in this Quest: Zombie

NOTES continued:

opened again at any time by one of the Heroes capable of opening a stone doorway.

B Ladril: The Elf's Hell

If Ladril survives the monsters he will speak to the Heroes.

"I cannot thank you enough for your help. This time I survived but they will return. The door out of this room is trapped and I have no toolkit to disarm it. Many times I have fallen into that trap attempting to leave. If Durgin were with me he would disarm it in moments. I suppose I will be trapped here forever."

Resetting the room.

If a Hero has already sprung the pit trap it should be reset (remove the pit trap tile from the board). If the trap has been disarmed and there is a Hero standing on this square, the trap will not be sprung until this Hero moves and another Hero moves on to this square.

The door may not be opened from inside the pit, however if the door is already open a Hero may climb out of the pit into the next room or the pit may be jumped as usual. If Ladril attempts to leave the room he will fall into the pit, even if the trap has already been disarmed. If he attempts to jump the trap he will automatically fail and fall in.

C Durgin: The Dwarf's Hell

If Durgin survives the monsters he will speak to the Heroes.

"Stay away from my gold. I saw it first, it's mine."

He frantically begins collecting gold from the treasure chests. Every time this room is searched for treasure 500 gold coins may be taken from the treasure chests.

Any Hero searching for secret doors will discover a message engraved in Elvish on the door. If they can roll less than their Mind Points on 1d6 they

will be able to translate the message. It reads *"Only the impoverished will find salvation"*. A Hero can only pass through this door if they are carrying no gold. If they have taken treasure from the chests it must be returned. Any other gold they are carrying must also be given up. Durgin will never surrender his gold and so will never be able to leave the room.

D Rogar: The Barbarian's Hell

Rogar has gone insane. If he survives the monsters he will call out *"Is there no end to the minions of Chaos!"* before attacking the Heroes. Whenever there are no other monsters in this room he should be controlled by Zargon and treated as a monster.

The secret doors cannot be opened from inside this room. The only way for the Heroes to escape is for the Wizard to cast the spell "Pass through Rock" and then open the secret doors from the outside.

E The first Hero to search this room for treasure will find a Tool Kit.

F The first Hero to search this room for treasure will find the Artifact Elixir of Life and should take the appropriate Artifact Card.

G The first Hero to search this room for treasure will find a Pass through Rock spell scroll.

H If the Heroes do not have the Spell Scroll from room G and the Wizard has already cast the Pass through rock spell, then another Spell Scroll may be found on this bookcase.

I The door out of this room is locked. The cupboard contains many identical vials. Each vial is labeled with a name and appears to contain an Elixir of Life. The alchemist's bench is strewn with many empty bottles all labeled with the same name, "The Kahniliach".

The first Hero that searches this room for treasure will recognize many of the names on the vials including Telor, Ladril, Durgin & Rogar, but one name is of far more interest. Sir Ragnar. The Hero should take the Artifact "Sir

NOTES continued:

Ragnar's Elixir". They also find a key that will unlock the exit door.

The Long Wait Begins Again

Screams of anguish tilled his ears as he sat down to begin. He had waited before, convinced that the book would return to him and he had been right. But when it did return he had failed. The living souls had eluded him and escaped through his portal with the book.

His book.

It would always be his book but he knew that really the book had chosen him. His thoughts turned to the first time he had come to this place. The book had shown him how to build a stone portal to get here and then another so that he could return. From that point on he had thought himself to be immortal. He carried the book everywhere. As long as he had it when he passed over he was safe. It would be with him when he arrived, he would use it to open the portal and then he would return to the Land of the Living.

Silently he cursed the day he had died without his book.

He understood that this was his eternal punishment. It was his fate to sit here until the end of time, waiting beside the portal that he had used to cheat death for so long. Without his book the portal was no more than a simple stone archway. But his book had returned once and he was certain he would see it again. The next time he would be ready. It would be his again, he would return and Hell would follow with him.

Chapter V The Hero Returns

Where Our Choices Have Led Us

If the Heroes have played through Chapter II – Reviving the Dead, read the following text:

My friends I can no longer ignore the threat of the Cult of Kalos. The treasure chests you found in Hinderoth Palace are a clear sign that the Cult's influence spreads further than anyone suspects. This cult are fanatical followers of the evil Witch Lord and although he was defeated long ago, they believe that one day he will return. The Emperor, and his advisors, believe the Cult to be irrelevant, however Loretome has shown me that they should be taken more seriously. I fear their work and cannot allow them to continue in their preparations for the Witch Lord's return. I suspect that the Tower of Ungul Roth is the Cult's main stronghold. You must climb the tower's many levels and destroy the cult once and for all.

If the Heroes have played through Chapter III – The Cult of Kalos, read the following text:

The time has finally come to deal with Reedle Waller. The Cult of Kalos may be seen as a harmless group of fanatics by the Emperor but I fear their work and cannot allow them to continue in their preparations for the Witch Lord's return. I suspect that the Tower of Ungul Roth is the Cult's main stronghold. You must climb the tower's many levels and destroy the cult once and for all.

NOTES FOR NEXT QUEST:

Sir Ragnar

If Sir Ragnar was successfully resurrected in Chapter II or returned from the Land of the Dead in Chapter IV he will accompany the Group. One player should be nominated to control him as part of their turn and he has the following stats:

MOVEMENT	ATTACK	DEFEND	BODY	MIND
2d6	3	4	6	4

Cultists

This Quest also features members of the Cult of Kalos as monsters. Use the Men-at-Arms miniatures to represent them. They have the following stats:

Scout

MOVEMENT	ATTACK	DEFEND	BODY	MIND
9	2	3	1	2

Crossbowman

MOVEMENT	ATTACK	DEFEND	BODY	MIND
6	2*	3	1	2

* May be ranged

Halberdier

MOVEMENT	ATTACK	DEFEND	BODY	MIND
6	3*	3	1	2

* May be diagonal

Swordsman

MOVEMENT	ATTACK	DEFEND	BODY	MIND
4	4	5	1	2

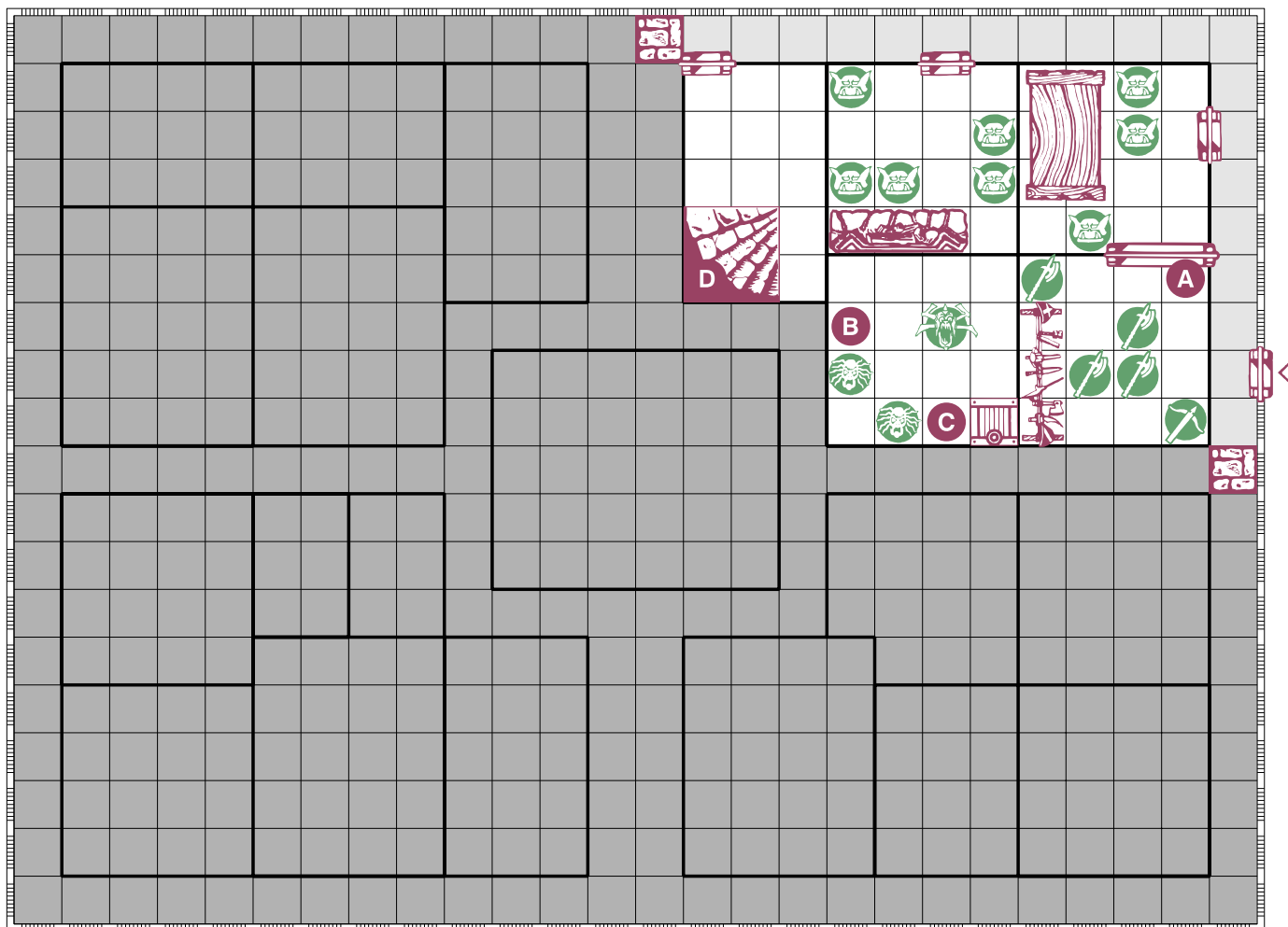
Elite Cultists

These warriors have devoted their life to the Cult of Kalos and are expert fighters. The Elite Fanatics defend in a special way. If they roll at least one black shield when defending they defend successfully and remain unharmed. They have the same stats as the Cultists listed above.

Doomguard

This Quest also uses the Doomguard, an elite regiment of Chaos Warriors. These monsters defend in the same way as the Elite Cultists – they need only roll one black shield to defend against any number of skulls rolled by an attacker The Doomguard have the following stats:

MOVEMENT	ATTACK	DEFEND	BODY	MIND
6	4	5	1	2



Quest 14

The Ground Floor

NOTES:

This Quest takes place inside the tower of Ungol-Roth. The Board has been divided into five sections each representing one floor of the tower. Each floor has been given its' own map to make the notes easier to understand however the Quest can be played all at once without clearing the board when the Heroes move from one floor to the next.

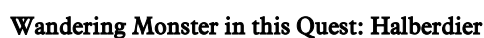
- A** This double door should be open when it is first placed on the board. Place the contents of both of these connected both rooms on the board at the same time. The cultists in this room defend in the same way as a normal monster.
- B** Any Hero that falls through the pit trap on the first floor should be placed on this square.
- C** This trapdoor is connected to the trapdoor on the first floor.
- D** These stairs lead up to the first floor. Any Hero that moves on to this stairway should immediately be moved to the connecting stairway on the first floor.

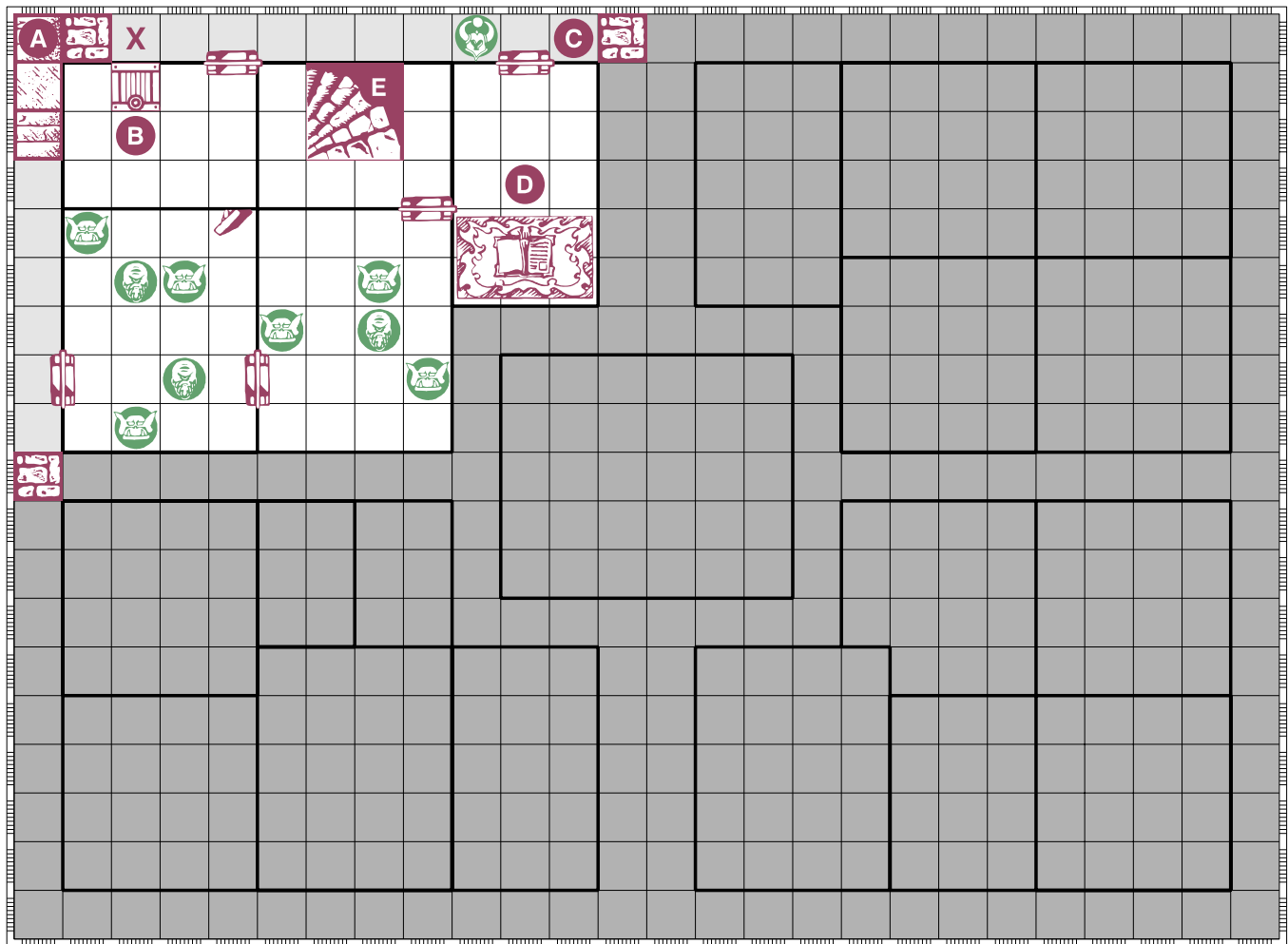


Wandering Monster in this Quest: Halberdier



The First Floor





Quest 14

The Second Floor

NOTES:

- A** This stairway connects to the first floor.
- B** This trapdoor is connected to the trapdoor on the third floor.
- C** Do not place the door into room D on the board until the statue has been moved.

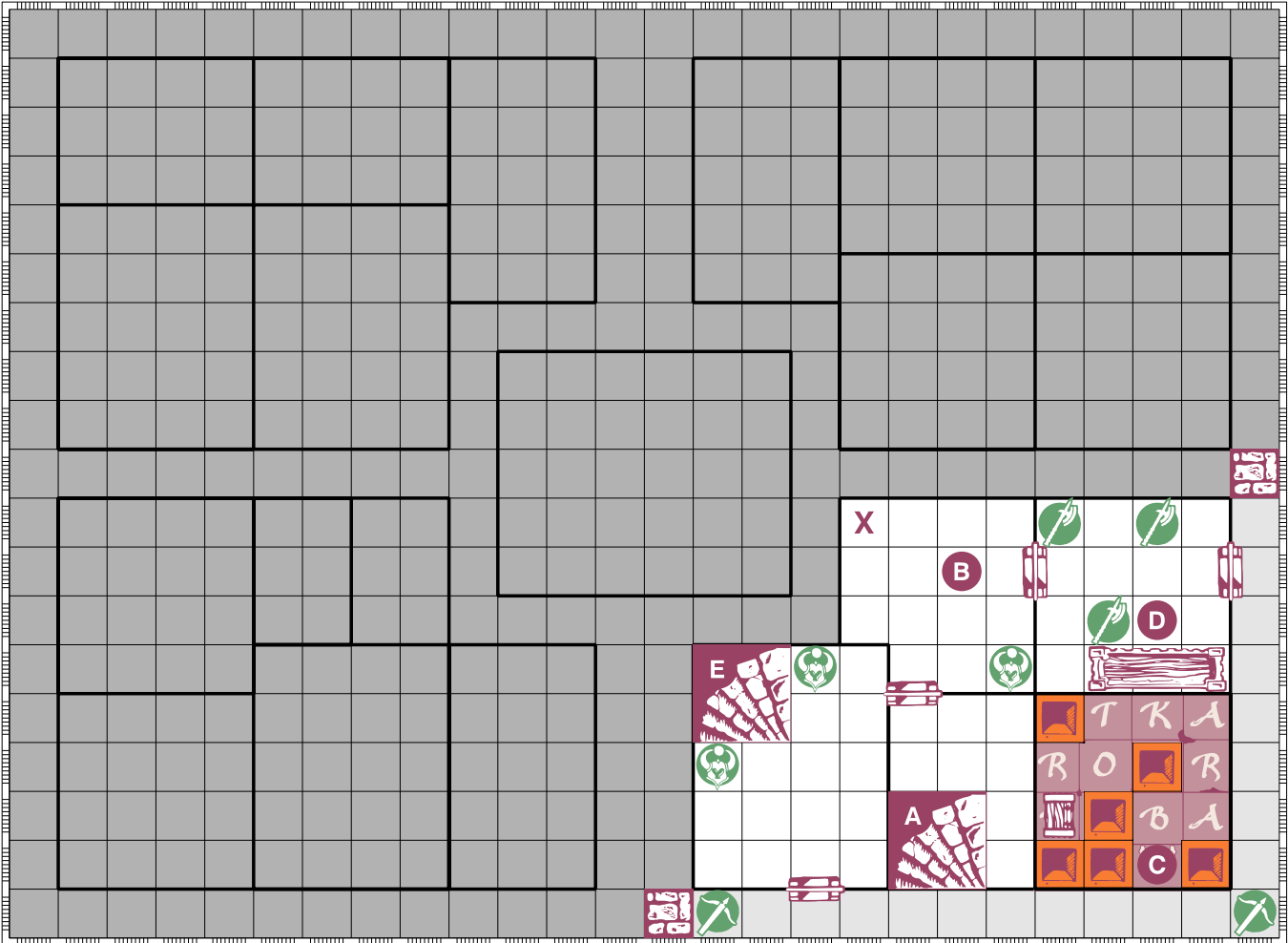
This Chaos Warrior is a stone statue.

The first Hero to search this corridor for traps or secret doors will discover a pressure plate on the square marked X. When a Hero first stands on this square the statue moves two squares to the right, revealing the door behind it.

- D** On the sorcerer's table is the Spell Scroll Courage.
- E** This stairway connects to stairway A on the third floor.



Wandering Monster in this Quest: Halberdier



Quest 14

NOTES:

- A** This stairway connects to the second floor.

B This Chaos Warrior is a stone statue. The first Hero to search this room for traps or secret doors will discover a pressure plate on the square marked X. When a Hero stands on this square the statue shoots a poison dart at the Hero causing 1 Body Point of damage. The Hero may not defend against this.

C This trapdoor is connected to the trapdoor on the third floor.

Place the puzzle tile on the board exactly as shown on the map. When a Hero searches this room for traps tell them that the floor in this room looks very unsafe but do not show them where the pit traps are located. Any Hero falling into one of the pit traps falls through the floor down to the second floor and they will lose one Body Point. This room is directly above room B on the second floor. The safe route across this floor spells out Barak Tor, the final resting place of the Witch Lord.

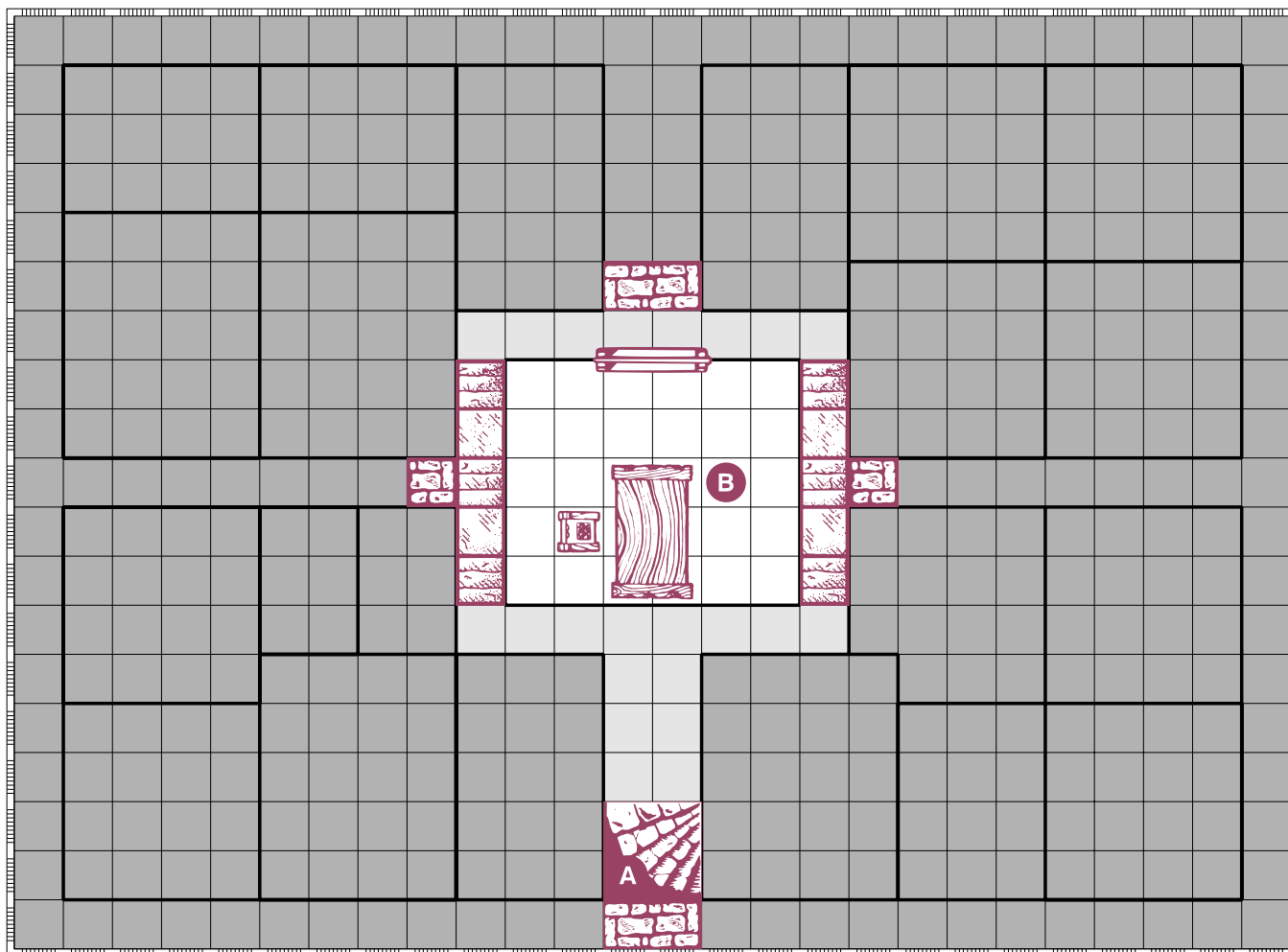
The treasure chest may only be opened by a Hero who is standing in the safe square above it. It contains one Quest treasure, either the Hinderorth Bow or Az-a-Karazdum depending on which weapon has already been found by the players. It also contains one Potion of Healing that will restore up to 4 Body Points and a small gold key that may be used to unlock door E on the second floor.

D The Halberdiers in this room are Elite Cultist.

E This stairway connects to stairway A on the top floor. The Chaos Warriors in this room are members of the Doomguard.



Wandering Monster in this Quest: Halberdier



Quest 14

The Top Floor

NOTES:

- A** This stairway connects to stairway E on the third floor.
- B** The monsters in this room depend on which Quests the Heroes have previously played through and the outcome of those Quests. Read these notes carefully before placing any monsters in this room.

IV. If the Heroes are being accompanied by Sir Ragnar on this Quest and they successfully resurrected him in Chapter II this room will contain the monsters from room F on the First Floor.

Completing the Quest

The Quest is over when the Heroes defeat all the monsters in this room. You should now read the conclusion "Good Endings" unless Sir Ragnar has died. If this has happened you should read the conclusion "Dead Again?"

- V. If the Heroes are being accompanied by Sir Ragnar on this Quest and he returned from the Land of the Dead with them in Chapter IV this room will contain an evil incarnation of Sir Ragnar, resurrected by Fanrax. He has the same stats as Sir Ragnar and also defends with white shields. When the room is opened he casts the Chaos Spell "Paralysis" on all of the Heroes anywhere on the board. They may not move or perform actions again during this Quest. This spell does not affect the Sir Ragnar that is accompanying the Heroes. The two Sir Ragnars will then fight to the death, there can be only one.

If the Sir Ragnar accompanying the Heroes has already died during this Quest play option 3 for this room.

Completing the Quest

The Quest is over when the one of the Sir Ragnars is defeated. If the Chaos convert Sir Ragnar wins the fight he casts the Chaos spell Escape, leaving the Heroes for dead. You should now read the conclusion "Bad Endings".

If the Sir Ragnar controlled by the Heroes wins the fight you should read the conclusion "Good Endings".

- VI. If the Heroes have failed to resurrect Sir Ragnar in any of the earlier Quests this room will contain an evil incarnation of Sir Ragnar, resurrected by Fanrax to serve Zargon. He has the same stats as Sir Ragnar and also defends with white shields. Sir Ragnar knows the Chaos Spell Summon Doomguard.

Completing the Quest

When Sir Ragnar's Body Points are reduced to 0 he casts the Chaos Spell Escape and vanishes. Remove him from the board.

You should now read the conclusion "Bad Endings".



Wandering Monster in this Quest: Halberdier

Conclusion

Bad Endings

I have not known a darker day for the Empire since Zargon first pledged his allegiance to the Great Powers of Chaos. You have failed miserably in the task that was given to you and now our once great and loyal hero is the new head of the Cult of Kalos. To make things worse Loretome has revealed to me that the Cult's prophecy will soon be fulfilled. As we speak another group of intrepid adventurers heads towards Barak Tor, the final resting place of the Witch Lord. It is their destiny to release him from his tomb and he will find powerful allies in Zargon, Ragnar and the Cult of Kalos.

As for the four of you, it was all I could do to convince the Emperor not to have you executed for your failings. I only hope you have it within you to redeem yourselves in the adventures to come...

Dead Again?

He was alone again and back in the hands of the enemy once more. His companions had abandoned him and left him for dead. Even as he had clung to life they continued on with the Quest. Once he had considered them friends, but they had not come back for him. He knew this would have angered the Emperor and this pleased him. He hoped that his old friends were suffering the full power of the Emperor's wrath.

The Necromancer had come to him as he drew his last breaths. He had been snatched from the jaws of death and offered a new life in service to the old arch enemy, Zargon. It had been an easy decision; he would have gladly accepted anything to prevent his return to the afterlife now that he knew what awaited him there.

Good Endings

Congratulations my brave friends. The loss of Reedle Waller will hurt the Cult or Kalos badly and I believe that they will not have time to regroup and elect a new leader before the Witch Lord returns. Yes their prophecy will be fulfilled. Loretome has revealed this to me and his return is not far off. As we speak another group of intrepid adventurers heads towards Barak Tor, the final resting place of the Witch Lord. It is their destiny to release him from his tomb but we will deal with him when the time comes.

As for Sir Ragnar, well for better or for worse he is back with us. The news has been met with great celebration inside the Imperial Court and the Emperor's advisors are already working on discrediting the original reports of Sir Ragnar's death. Personally I fear for the sanity of a man who has gone through his ordeal and will be keeping a close eye on his actions for some time to come.

A Final Note...

If you have just read the conclusion "Good Endings" you may now continue The Chronicles of Sir Ragnar with any Quest pack in which Sir Ragnar is still good and fights on the side of the Empire.

Alternatively, if you have just read either of the conclusions "Bad Endings" or "Dead Again?" then Sir Ragnar has been converted to Chaos. From now on you may only play Quest packs in which Sir Ragnar fights for Zargon and Chaos.

Good Luck.